



crane<sup>™</sup>  
CONVENIENCE

COTI

Premium Coffee Machines



# COTI

## The experience of barista delivered with elegance

Bring café quality service to your site with barista-quality drinks, thanks to the new COTI. Designed to add elegance to any location and to deliver the perfect drink every time, COTI delivers each drink consistently with stellar taste, aroma, colour and appearance and will bring consumers back for more.

- Crane quality design and function
- An intuitive touch screen interface with full HD video
- Unparalleled quality of drinks
- Nutrition and allergen information displayed by selection



**COFFEE  
SHOP**



**BARISTA**  
Quality Coffee



**NUTRITIONAL**  
Information



**ENERGY**  
Saving Mode



**96.8%**  
Recyclability



# Features & Specifications

Features	
User Interface	Touch screen
Screen Size	21.5" portrait HD colour display
Screen Dimensions	266mm x 475mm portrait
Screen Resolution	1920 x 1080 pixels
Screen Performance	24 bit full colour TFT display
Video Supported	Yes
Brewing System Coffee	Co-Ex (Coffee & Espresso) Capacity - from 6.5 to 9.5 gram
Brewing System Tea	Crane Oltre brewer
Mixing System	Crane mixing system
Cup Drop Unit	Crane cup drop unit Plastic, paper, single, dual walled cups
Cup Capacity	Up to 800
Cup Diameter	70mm, 73mm, 80mm
Cup Size	7, 9, 12 oz 180, 250, 350 ml
USB Connectivity	3 x USB 2.0
Model Type	Coffee: soluble, freshbrew and beans Tea: soluble, and freshbrew Option of cold water and two cold syrups
EVA/DTS Communication Module	via DEX port
LED Lit Vend Area	Yes
Jug Facility	Yes (jug code) Option of jug key
Cup Sensor	SureVend™ cup sensors fitted as standard on all models
Energy-Saving Mode	Programmable energy saving mode
My Code	Yes
Free Vend	Yes
Payment Systems	Up to 3
Coin/Notes/Cashless	Compatible with the leading systems
Vend Time (bean to cup)	39 seconds (based on a 160ml serving)
Vend Time (fresh brew)	35 seconds (based on a 160ml serving)
Vend Time (soluble coffee)	17 seconds (based on a 160ml serving)
Waste Bucket Capacity - dry	24 litres
Waste Bucket Capacity - liquid	9 litres
Electronic Temperature Control	Included as standard
Electronic Water Level Control	Included as standard

Specifications	
Height	1830mm
Depth	790mm
Width	700mm
Weight	193kg
Door Open Dimensions	Width: 1370mm door at 180° Depth: 1460mm door at 90°
MDB Protocol	Included as standard
EXE Protocol	Executive protocol kit available as a cost option
Power Supply Voltage	220 - 240V
Power Supply Frequency	50/60 Hz
Energy Consumption	Instant and FB models: 125 wh/h Espresso model: 146 wh/h
Installed Power	2.27kW
Water Main Pressure	200 Kpa (2 bar) - 600 Kpa (6 bar)
Stopcock	15mm BSP from rising main
Filtration	Compatible with the leading systems

Ingredient Capacities (kg)	
Beans	3.5
Ground coffee	1.5
Leaf Tea	1.7
Instant coffee	1
Sugar	3.4
Milk	2.5
Cappuccino milk	2.2 / 4.7
Chocolate	2.7 / 5.8
Soup	Variable


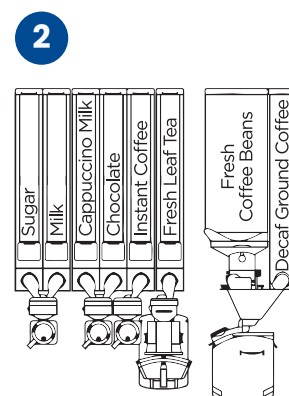
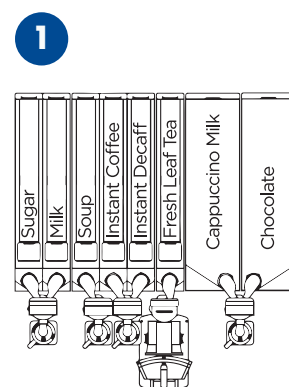
All dimensions and weights shown are approximate and are for guidance only.



# Canister Layouts and Drink Menus

Drinks Menu		1 Single Freshbrew Tea	2 Espresso + Freshbrew Tea (Instant Coffee)	3 Espresso + Freshbrew Tea (Soup)
From Beans	Americano		•	•
	Flat White		•	•
	Cappuccino		•	•
	Café Latte		•	•
	Caffe Mocha		•	•
	Espresso		•	•
	Double Espresso		•	•
Ground Coffee	Americano		•	•
	Flat White		•	•
	Cappuccino		•	•
	Café Latte		•	•
	Caffe Mocha		•	•
	Americano	• ●	•	
	Flat White	• ●	•	
Instant	Cappuccino	• ●	•	
	Café Latte	• ●	•	
	Caffe Mocha	• ●	•	
	Espresso	•		
	Double Espresso	•		
	Fresh Leaf Tea	•	•	•
	Hot Chocolate	•	•	•
	Chocomilk	•	•	•
	Soup	•		•
	Hot Water	•	•	•
	Cold Water	•	•	•
	Cold Drink 1	•	•	•
	Cold Drink 2	•	•	•

● Decaff selection available



**crane**  
CONVENIENCE

Learn more

**CLICK HERE**